

SOSBOOK

WAKE FOREST
UNIVERSITY

EMERGENCY PROCEDURE FOR STUDENTS

WHAT TO DO IN CASE OF EMERGENCY IN THE HOUSE

FIRE

Smoke seen or strong gas or smoke smelled

- ❶ Immediately leave the house through the student exit. As you exit grab the “SOS BOOK” at the exit door with emergency numbers.
Go left across the bridge to Campiello Barbaro and stay there.
 - ❷ Once safely there, call 115 and *Laura Graziano*: 347-332-8086 or 041-528-7097.
- ❶ Open the main console in the cabinet next to the student exit door and check what alarm button is lit to know what has happened.
The following numbers correspond to where an alarm has been pulled:
N° 1 - near the exits
N° 2 - upstairs
N° 3 - downstairs
N° 4 - kitchens (gas dispersion).
 - ❷ Check to see no fire or gas dispersion has occurred. If you discover fire, smoke or gas dispersion, follow the directions given in the previous case of “FIRE”. If not, reset the alarm back to normal and follow the instructions that you find in the main console.

Directions given during our second orientation

ELECTRICAL BLACKOUT

- ❶ Make sure that no electrical device that works on 110 volts (most American appliances) is plugged in.
- ❷ Open the cabinet next to the student door and check that the lever of the white general electricity meter is up; if it is not, turn it up.
- ❸ If the lever of the electricity meter is up, open the main power console underneath and check that the lever is up; if it is not, turn it up.
- ❹ If all the above levers are upwards, check the electricity box on the left in the same way and perform the same action.
- ❺ If the problem persists, call *Laura Graziano*, 347-332-8086 or 041-528-7097.

EARTHQUAKE

Do not leave the grounds, but go immediately into the courtyard and wait to be rescued.

Health problem

In case you or another student have a serious health problem and cannot contact *Laura Graziano* (347-332-8086 or 041-528-7097), use your “SOS BOOK” to reach our doctor or the hospital as needed, or if you perceive this as a true emergency call the ambulance service at 118.

Any other emergency

If you find yourself in danger, go immediately to *Laura Graziano*'s house at Castello 6109. (347-332-8086, or 041-528-7097)

USEFUL CONTACTS

WFU VENICE CAMPUS

Dorsoduro 699/700
30123 Venezia
Tel: (+39) 041-522-2709
Fax: (+39) 041-521-0277

PETER KAIROFF PROGRAM DIRECTOR

Tel: (001) 336-758-5369
Mobile: (001) 336-926-1594
Email: kairoff@wfu.edu

LAURA GRAZIANO RESIDENT DIRECTOR

Tel: (+39) 041-528-7097
Mobile: (+39) 347-332-8086
Email: graziano@wfu.edu

WFU EMERGENCY

Tel: (001) 336-758-5591
Email: hotline@wfu.edu

UNIVERSITY POLICE

Tel: (001) 336-758-5911

EMERGENCY CONTACTS

HOSPITAL EMERGENCY

118

Ask:

“Venite al pontile di Wake Forest Univeristy, tra Guggenheim e Ca’ Dario. È urgente!”

DR. ANDREA BONANOME

Office: 041-529-4361
041-529-5556

POLICE

113

CARABINIERI

112

FIREFIGHTERS

115

HOW TO GET TO THE DOCTOR

To be received you need to make an appointment (ask *Dr. Graziano*)

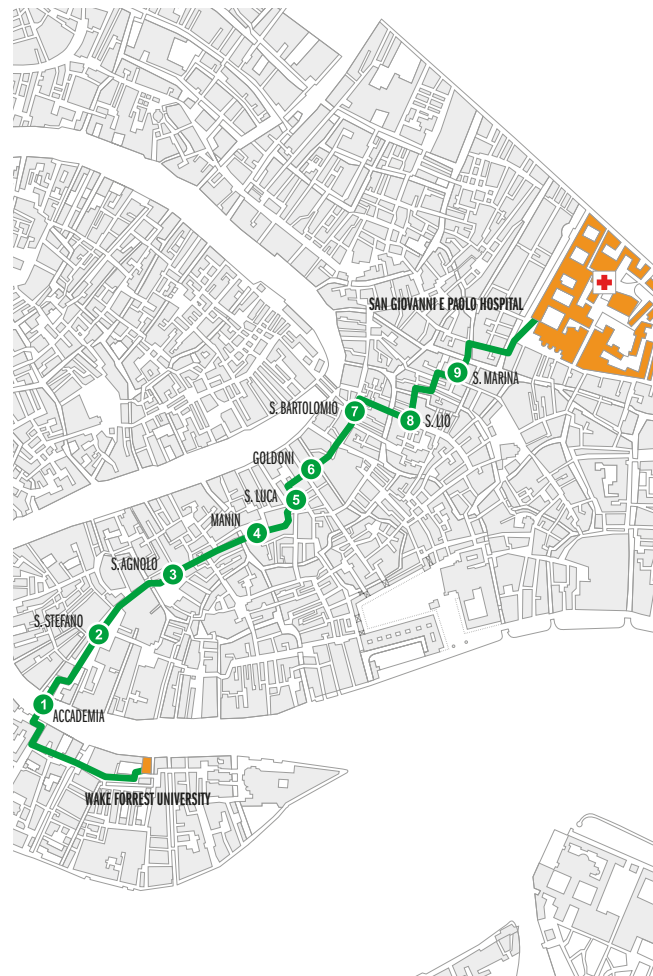
- ① Go to the hospital (see following “how to get to the hospital”)
- ② Reach *Padiglione Jona* on the first floor.
- ③ Find the doctor’s studio door:
Prof. Andrea Bonanome

To the hospital at night

The main entrance is closed.
You need to use the side entrance:
When you’re facing the main entrance,
walk to the left of the building,
then walk straight and you’ll find the door
on the right side.

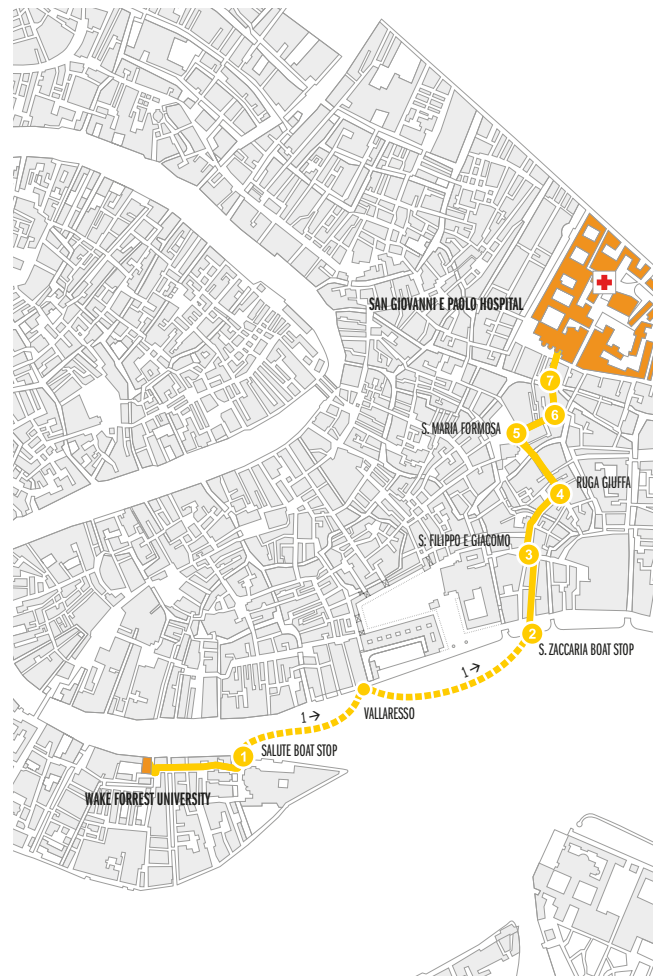
HOW TO GET TO THE HOSPITAL ON FOOT (30 min.)

- 1 Walk to and cross the *Accademia* Bridge.
 - 2 Continue straight until *Campo S.Stefano*.
 - 3 Continue to *Sant'Agnolo*.
 - 4 Continue to *Campo Manin*.
 - 5 Continue to *San Luca*.
 - 6 Continue to *Goldoni Theater*.
 - 7 Continue to *San Bartolomio*;
from *Campo San Bartolomio* turn right and walk
straight to *Campo S. Lio*.
 - 8 At *Campo S. Lio* turn left and continue straight;
cross the bridge; round the corner and continue
straight.
 - 9 Take your second left and continue straight;
cross another bridge; take your first right
and cross the bridge.
- Arrive to *Campo San Giovanni e Paolo*.
See the entrance to the hospital in front of you
(the white-facade building next to a brick church).



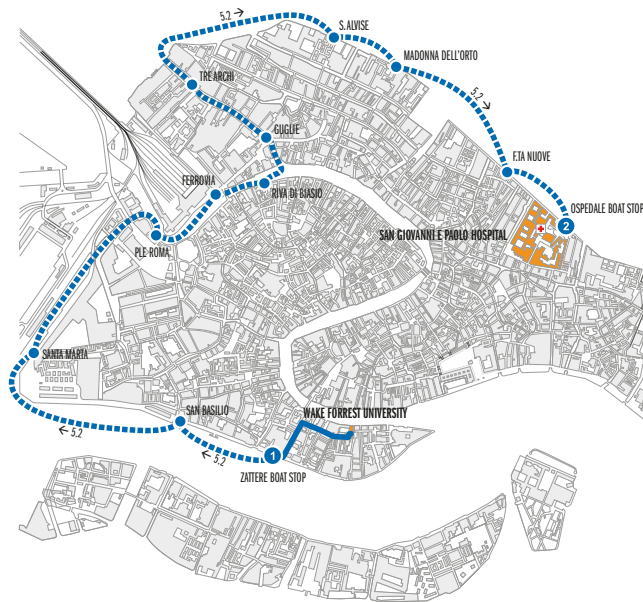
HOW TO GET TO THE HOSPITAL BY VAPORETTO & ON FOOT (25 min.)

- 1 Walk to the *Salute* Boat Stop and take the #1 Vaporetto towards *Lido*.
- 2 Get off at the 2nd stop: *S. Zaccaria* (in front of the *Danieli Hotel*), take the *Calle de le Rasse* directly in front of you and continue straight to the end of the calle.
- 3 Turn left to *Campo SS. Filippo e Giacomo* and take an immediate right at the pharmacy onto *Calle dea Sacrestia*.
Continue straight (the calle becomes *Calle della Chiesa*).
Cross the bridge and continue straight until you come to a T.
- 4 Turn left and go straight along *Ruga Giuffa* until you find a bridge: cross the bridge and you are in *Campo S. Maria Formosa*.
- 5 Take the second calle on the right called *Calle Lunga S. Maria Formosa* (there is *Bar all'Orologio* in the corner).
- 6 Go straight until you see the hospital sign (the blue sign with an H) on the left (*calle Trevisan o Cicogna*).
- 7 Go straight and cross a bridge; continue into *Calle Bressana* until you arrive at *Campo S. Giovanni e Paolo*. The hospital is the white building on your left next to the entrance of the brick church.



HOW TO GET TO THE HOSPITAL BY VAPORETTO (50 min.)

- 1 Walk to the *Zattere* boat stop and take the #5.2 Vaporetto towards *Lido*.
- 2 Get off at the tenth boat stop *Ospedale Civile* (right after *Fondamenta Nuove*) and follow signs to 'pronto soccorso' (emergency room).



WAKE FOREST
UNIVERSITY